

GH_{OST}

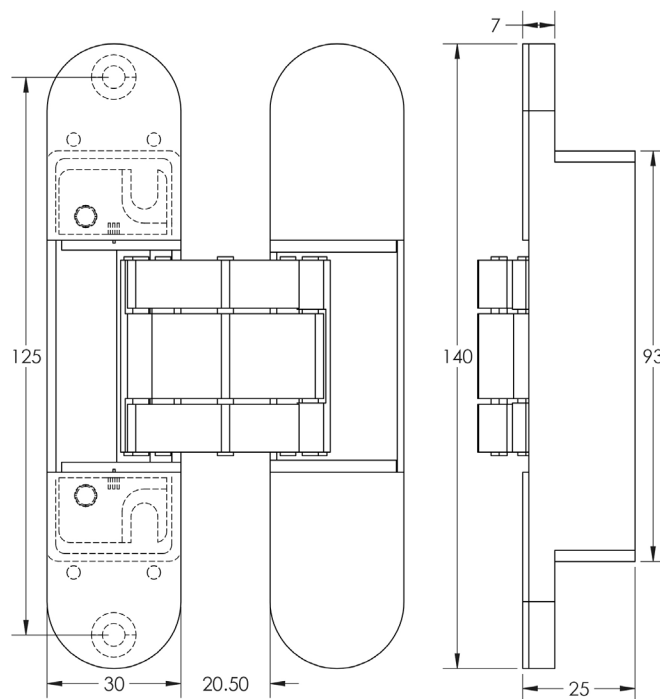
CONCEALED HINGES





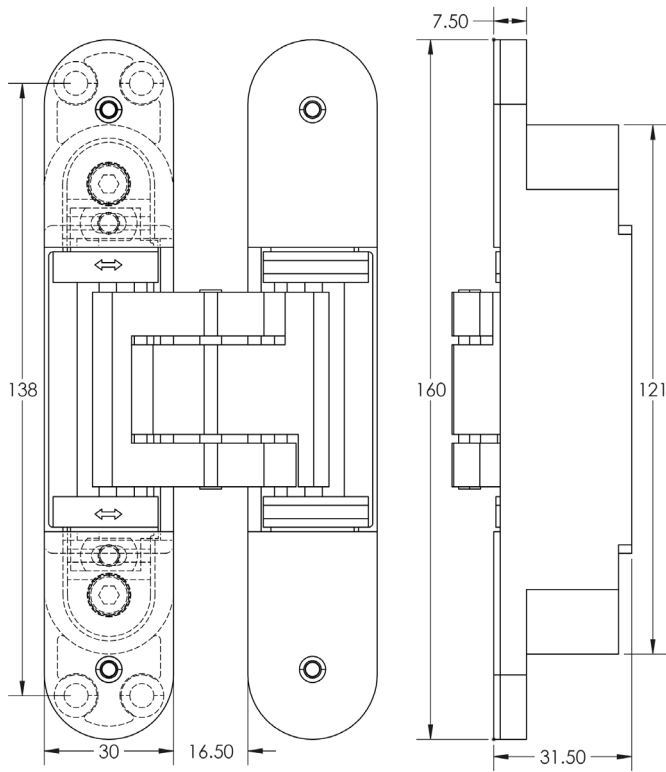
HIDDEN
BY DESIGN

CH60








- Zinc
- Internal use
- Residential/commercial use
- Minimum door thickness: 40mm
- Max door weight: 60kg
- *When using 3 hinges*
- Left and right adjustment: +/- 1.5mm
- Up and down adjustment: +/- 2.5mm
- Front and rear adjustment: +/- 1mm
- FD 30 - 1mm graphite flexifire (GRA23)

● Antique Brass	CH60AB
● Dark Bronze	CH60DB
● Matt Black	CH60MB
● Satin Brass	CH60SB
● Silver	CH60SIL
● White	CH60WH



- Stainless steel
- Internal use
- Residential/commercial use
- Minimum door thickness: 40mm
- Max door weight: 120kg
When using 3 hinges
- Left and right adjustment: + 3.5mm / - 2mm
- Up and down adjustment: +/- 3mm
- Front and rear adjustment: +/- 1.5mm
- FD 60 - 2mm graphite flexifire (GRA24)

	Antique Brass	CH100AB
	Dark Bronze	CH100DB
	Matt Black	CH100MB
	Satin Brass	CH100SB
	Stainless Steel	CH100SS



CH100



FRELAN
HARDWARE

GHOST
CONCEALED HINGES